AI Reports

USER GUIDE · AI REPORTS 3.0.1 · NOVEMBER 2026

Ask the store's data in plain English.

Type a business question in the Magento admin and get the answer in seconds, straight from the store's live data.

Part 1 is for everyone who asks questions: managers, merchandisers, support and finance. **Part 2** is for the Magento administrator who installs it, sets the budget and teaches it how your store works.

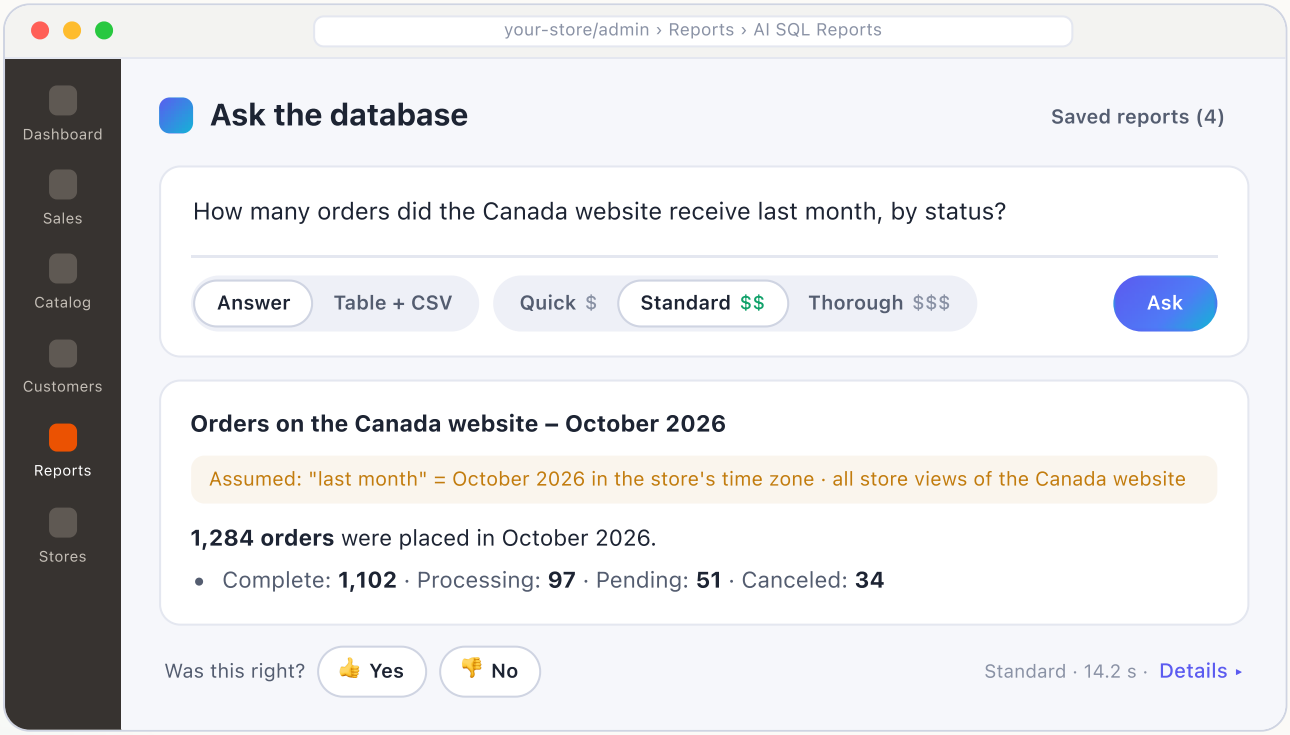

Drawing of the real screen, with sample numbers.

PART 1 · EVERYONE

1 What AI Reports is
2 Your first question
3 Answer or table, and how careful
4 Reading the result
5 How to ask a good question
6 Question library
7 When something goes wrong
8 Data safety and cost

PART 2 · ADMINISTRATORS

9 Setting it up
10 Who can do what
11 Settings
12 Teach it how your store works
13 Cost, limits and the query log
14 Licence, updates and commands
✓ Cheat sheet

1 · OVERVIEW

What AI Reports is

AI Reports is a page in the Magento admin where you ask a question in everyday language, such as "How many orders did the Canada website get last month?", and get the answer straight from the store's database. You don't need to build a report, write a query or wait for a developer.

Why you can trust the answers

- **Built for accuracy.** It knows how your store is set up, checks details such as SKUs and attribute values before it writes a query, and tries again when nothing matches. Thorough also double-checks.
- **Tested on a real store.** On an Adobe Commerce store with 700 modules, it answered all 9 test questions correctly.
- **Stays up to date by itself.** Its knowledge of the store refreshes every week, and sooner when the setup changes (new attributes, store views or database tables).
- **Gets better with your votes.** Answers marked 👍 become examples for similar questions (section 4).
- **Your administrator does the setup:** settings, business rules and updates (Part 2).

STEP 1
You ask
Type your question and choose an answer or a table.

→

STEP 2
The AI prepares
It reads how your store is set up, including your business rules, and writes a database query.

→

STEP 3
You get the result
The query runs read-only on the store. You get a written answer, or a table you can download.

What you can ask about

Orders and sales
Order counts, revenue, best sellers, status, payment and shipping methods.

Customers
Sign-ups, customer groups, repeat buyers, top customers by spend.

Products and catalog
Enabled or disabled products, missing images or categories, prices, attribute values.

Stock
Low stock, out-of-stock items that still sell, stock per source.

"Why" questions
Why a product isn't showing or can't be bought. It checks status, website, stock and visibility.

Store setup
Websites, store views, customer groups, attribute options.

What it does not do

- **It can't change anything.** It only reads data.
- **It only knows the Magento database.** No Google Analytics, traffic, ERP, e-mail or files.
- **It doesn't remember your last question.** Every question stands on its own (tip 7 in section 5).
- **It can be wrong.** Always read the **Assumed** line and check important numbers.

Your first question

It takes about a minute. Try one of the example questions shown under the box first.

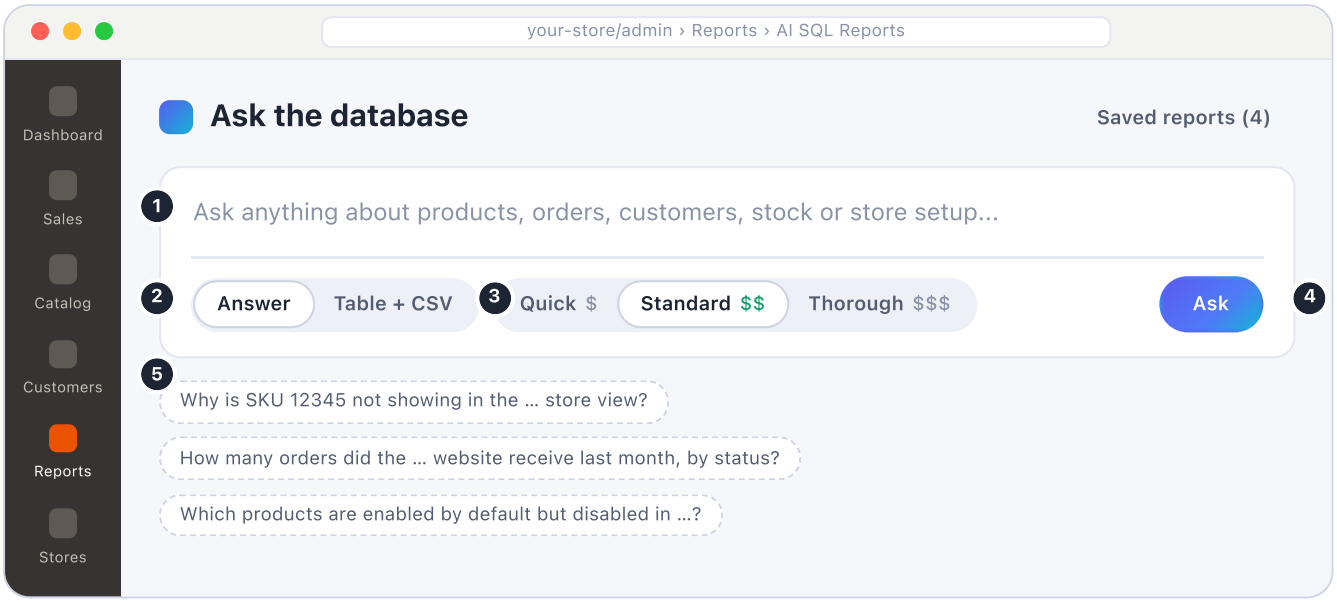

Drawing of the real screen.

Step by step

1. **Open Reports › AI SQL Reports** in the Magento admin. The page is called **"Ask the database"**. If you don't see it, ask your Magento administrator to add the **AI Reports** permission to your admin role.
2. **Type your question in the box** (1), up to 2,000 characters. While the box is empty, example questions appear under it (5). Click one to try it.
3. **Choose how you want the result** (2): **Answer** (a short written answer) or **Table + CSV** (a list you can download). See page 4.
4. **Choose how careful it should be** (3): **Quick**, **Standard** or **Thorough**. Standard is right for most questions. The page remembers your last choices in your browser.
5. **Click Ask** (4) (the button says **Get table** in Table mode). From the keyboard, press **Ctrl + Enter** (**Cmd + Enter** on a Mac).
6. **Wait a moment.** Most answers take 10–40 seconds, and Thorough can take longer. While it works, the screen shows what it is doing: *Looking at your store → Finding the data → Checking the results → Writing the answer.*

> You can't break anything. The tool only reads data, so you're free to experiment with questions.

3 · TWO CHOICES BEFORE YOU ASK

Answer or table? And how careful?

Two switches next to the Ask button control what you get back and how much effort the AI puts in.

Answer or Table + CSV

	Answer	Table + CSV
You get	A short written answer with the key numbers and an explanation.	A table of rows, with a **Download CSV** button for Excel.
Best for	Counts, totals, comparisons and **"why"** questions.	Lists of products, orders or customers that you want to work with.
How it works	The AI can run a few queries (2 by default) and reads a small sample of the results (up to 20 rows) to write the answer. Personal data is hidden from the AI.	One query. You see all matching rows, up to 1,000 by default. The AI doesn't read the rows.
Extra	The queries behind the answer are under **Details ▸**.	**Save as report**, so you can re-run it later at no AI cost.

Quick, Standard or Thorough

Setting	What it says on screen	Use it for
Quick $	"Fastest and cheapest – simple lookups and counts"	Simple counts and lookups, e.g. "How many orders have the status complete?"
Standard $$ default	"Good for most questions"	Most everyday questions, lists and comparisons.
Thorough $$$	"Slowest and most expensive – tricky 'why' questions"	Diagnosing problems, e.g. "Why is SKU 12345 not showing in the French store view?" It also **double-checks** the query and the answer before showing them.

A simple rule

Start with **Standard**, the default. If the result looks wrong, or it's a tricky "why" question, ask again with **Thorough**. While the tool is new, also use **Thorough** for any figure you plan to share. Use **Quick** for simple counts you need often.

4 · UNDERSTANDING THE ANSWER

Reading the result

Every result has the same parts. The most important one is the **Assumed** line.

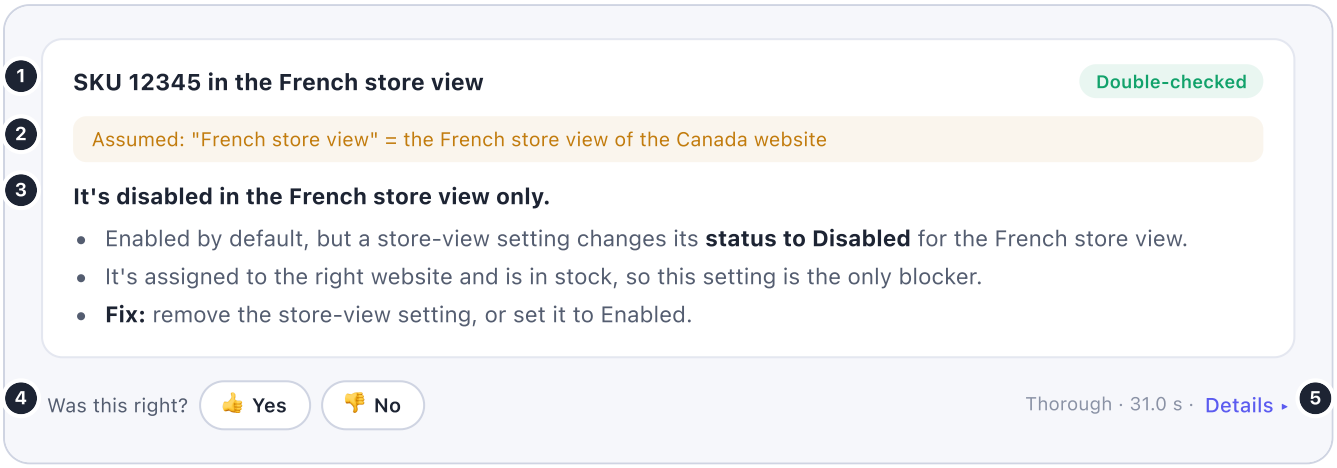

Drawing of the real screen, with a sample answer.

1 Title and badge	What was answered. A badge can show **Double-checked** (Thorough checked it), **Checked and corrected** (the check found and fixed a mistake), **Re-ran an approved answer** or **Saved report · no AI cost**.
2 Assumed	How the AI read your question when it had to choose, e.g. which period "last month" means or which store view you meant. **Always read it.** If it's wrong, ask again and say it explicitly.
3 The answer	The numbers or names first, then the evidence, then for "why" questions what to check or fix.
4 Was this right?	**This is how the tool learns, so please vote.** 👍 **Yes** saves the answer as an example that the AI uses for similar questions. If anyone asks *exactly* the same question again, it re-runs the approved query on today's data, which is faster and cheaper (free in Table mode). 👎 **No** lets you write what was wrong. It is never used as an example, and your administrator reviews it. Only the person who asked can vote.
5 Details ▸	How it read your question, what it checked first, and the exact queries it ran, with row counts. Useful to double-check a result or to send to the technical team.

"Quick question"

Sometimes the AI needs one detail before it can answer, for example which of two store views you mean. It asks a short question instead of guessing. Type your reply and click **Continue**.

Saved reports

In Table mode, click **Save as report** and give it a name. It appears under **Saved reports** at the top of the page, where you or a colleague can **Run** it any time on today's data, with **no AI cost**. You can delete your own reports.

5 · THE MOST IMPORTANT PAGE

How to ask a good question

The AI knows how the store is set up, but it doesn't know what you have in mind. The more specific the question, the better the answer. A good question has four parts:

WHAT	WHERE	WHEN	HOW
Number of orders · top 10 SKUs · revenue · why…	Website · store view · customer group · stock source	Last month · last 30 days · 1–15 Nov 2026 · this year	By status · per store view · with SKU, name and price

Number of orders | on the Canada website | in October 2026 | by status

Ten tips

1. **Use the names from the admin.**
   Name the website or store view as it appears under Stores › All Stores, e.g. "the Canada website" or "the French store view".
2. **Always give a period.**
   "Last month", "the last 30 days", "1–15 Nov 2026". The AI converts dates to the store's time zone and shows that in Assumed.
3. **Use exact identifiers.**
   SKU, order number, customer group name, attribute name. "SKU 12345" works better than "the red one".
4. **Say what counts.**
   All orders, or only complete ones? Simple products only? Revenue including or excluding canceled orders?
5. **For lists, name the columns.**
   "…with SKU, name, quantity and revenue, sorted by revenue, top 20."
6. **One question at a time.**
   Split "sales by country and also low-stock items" into two questions.
7. **Repeat the context every time.**
   The tool doesn't remember your last question. Instead of "and last year?", ask "Number of orders on the Canada website in 2025, by status".
8. **"Why" questions: SKU + store view + Thorough.**
   "Why is SKU 12345 not showing in the French store view?"
9. **Keep personal data out of the question.**
   Use an order number or customer ID rather than a name, e-mail or phone number. Your question is sent to the AI service.
10. **Not right? Check Assumed, then rephrase.**
    Add the missing detail and ask again, then vote 👎 with a short note.

Weak question → strong question

Instead of…	Ask…
"sales?"	"Total revenue per website for October 2026, excluding canceled orders"
"show products"	"List enabled simple products in the French store view with SKU, name and price" Table
"product not showing"	"Why is SKU 12345 not showing in the French store view?" Thorough
"best customers"	"Top 20 customers by total order value in 2026, with number of orders" Table
"stock problems"	"Products that are out of stock but sold at least once in the last 30 days, with SKU and name"
"and last year?"	"Number of orders on the Canada website in 2025, by status"

6 · COPY, ADAPT, ASK

Question library

Ready-made questions that work well. Replace the **highlighted words** with your own SKU, store view, website or dates. The tags suggest the best mode and setting.

Orders and sales

How many orders did the Canada website receive last month, by status?	Answer	Quick
Total revenue per store view for October 2026, excluding canceled orders	Answer	Standard
Top 10 best-selling SKUs of the last 30 days with quantity and revenue	Table	Standard
Average order value per month for 2026, per website	Answer	Standard
Orders placed in the last 7 days that are still pending, with order number, date and total	Table	Quick
Which payment methods were used last month, and how many orders each?	Answer	Quick
Compare orders in October this year with the same month last year, per website	Answer	Standard

Customers

How many customers registered this year, per customer group?	Answer	Quick
How many customers placed more than one order in 2026?	Answer	Standard
Top 20 customers by total order value in 2026, with number of orders	Table	Standard
How many customer accounts have never placed an order?	Answer	Quick

Products and catalog

How many simple products are there in the catalog?	Answer	Quick
Which products are enabled by default but disabled in the French store view?	Table	Standard
Products that are in stock but not assigned to any website	Table	Standard
Enabled products without a product image, with SKU and name	Table	Standard
Enabled products that are not in any category, with SKU and name	Table	Standard
Products with a price of 0, with SKU and name	Table	Quick

Stock

Products with fewer than 5 units in stock, with SKU, name and quantity	Table	Quick
Products that are out of stock but sold in the last 30 days	Table	Standard
Is SKU 12345 in stock, and in which sources?	Answer	Quick

🔍 Troubleshooting ("why")

Why is SKU `12345` not showing in the `French` store view?	Answer	Thorough
Why can't customers buy SKU `12345` on the `Canada` website?	Answer	Thorough
Is SKU `12345` available in the `French` store view?	Answer	Standard
Which customer groups can see SKU `12345` on the storefront?	Answer	Standard

⚙️ Store setup

How many store views does the `Canada` website have?	Answer	Quick
List all websites and store views with their codes and whether they are active	Table	Quick
Which customer groups exist, and how many customers are in each?	Answer	Quick
What values can the attribute `color` have?	Answer	Quick

> The AI already knows your store's **business rules**, for example how product visibility depends on customer group. Your administrator adds more under **Reports › AI Knowledge** (section 12). If the AI keeps getting a store-specific detail wrong, tell them, so they can add a rule.

7 · TROUBLESHOOTING

When something goes wrong

The tool explains problems in plain words. Here is what each message means and what to do.

What you see	What it means	What to do
"I couldn't answer that one"	The AI couldn't turn the question into a working query.	Be more specific: name the store view, the SKU or the date range. Try **Thorough**.
"Quick question"	The AI needs one detail before it can answer.	Type your reply and click **Continue**.
"Nothing matched..."	The query ran but found no rows.	Check the spelling of SKUs and names, widen the period, and open **Details ▸** to see what was searched.
The answer looks wrong	Usually the question could be read in two ways.	Read the **Assumed** line, add the missing detail, ask again (try **Thorough**), and vote 👎 with a short note.
A very broad question fails or is slow	Database queries have a time limit to protect the live store.	Narrow it down: a shorter period, one website or one store view.
"Daily limit reached"	You've used today's question allowance (if your administrator set one).	Saved reports still work. New questions are possible again tomorrow.
"Paused for this month"	The monthly AI budget is used up.	Tell your administrator. They can raise the budget, or it resets next month.
"The AI service isn't available"	The AI provider didn't respond.	Wait a minute and try again. If it keeps happening, tell your administrator.
"Not available right now"	The tool is switched off.	Ask your administrator.

8 · FOR EVERYONE, AND ESPECIALLY MANAGEMENT

Data safety and cost

🔒 Read-only

The tool uses a separate database login that can only read. It cannot create, change or delete anything in the store.

🚫 Sensitive data is off-limits

Admin accounts, passwords, API keys, saved payment cards, raw payment data and store configuration can never be queried.

🙈 Personal data is hidden from the AI

Before any result goes to the AI, e-mails, phone numbers, addresses, names, tax IDs and card details are masked (this is on by default). Only you see full values, in your own Table results, as elsewhere in the admin.

📝 Everything is logged

Every question, who asked it, the query that ran and its cost are recorded in the query log, which administrators can review.

✉️ Your question goes to the AI service

The text you type is sent to the AI provider your store uses, such as Anthropic's Claude or OpenAI. Don't include passwords, card numbers or personal data you don't need.

✅ Check before you share

AI answers can be wrong. Before you use a figure in a decision or share it outside the team, check the Assumed line, or compare it with a standard Magento report.

What it costs

- Each question uses the AI service, which is paid per use. **Most questions cost a few cents**. Thorough costs more.
- **Saved reports cost nothing to re-run**, and re-running an approved (👍) question is cheaper too.
- The administrator sets a **monthly budget** and can see usage at the top of the page.
- Good habits: **Quick** for simple counts, **Standard** for most questions, **Thorough** only when needed, and save the reports you run often.

Need help?

For access or settings, contact your **Magento administrator**. For a wrong answer, vote 👎 and write a short note. Your administrator sees it under **AI Knowledge › Learning** and can add a business rule, so the same mistake doesn't happen again. The tool doesn't learn on its own: it improves through your votes and the rules your administrator adds.

Setting it up

It takes about 15 minutes. You need SSH access to the server, someone who can create a MySQL user, an API key from an AI provider (Anthropic, OpenAI, Google Gemini or any OpenAI-compatible endpoint) and your licence key. The key is in your Polar account: follow the link in your purchase e-mail, or open **polar.sh/gaurav-extensions/portal**.

1. **Install with Composer.** Use your licence key as the password.

```
composer config repositories.aireports composer https://wuetygwpupwjhospscwi.supabase.co/functions/v1/composer
composer config http-basic.wuetygwpupwjhospscwi.supabase.co licence YOUR-LICENCE-KEY
composer require gauravharsh/module-ai-reports:^3.0
bin/magento module:enable Gaurav_AiReports
bin/magento setup:upgrade
bin/magento setup:di:compile
bin/magento cache:flush
```

2. **Create a read-only database user.** Use your own database name, and limit `'%'` to your application servers where you can.

```
CREATE USER 'aireports_ro'@'%' IDENTIFIED BY 'a-strong-random-password';
GRANT SELECT ON your_database_name.* TO 'aireports_ro'@'%';
FLUSH PRIVILEGES;
```

3. **Add the user to `app/etc/env.php`.** The tool won't run until this is set, and nobody can see or change the password in the admin.

```
'aireports' => [
    'readonly_connection' => [
        'username' => 'aireports_ro',
        'password' => 'a-strong-random-password',
    ],
],
```

4. **Fill in the settings** under **Stores › Configuration › Gaurav Extensions › AI Reports**: the licence key, then the AI provider, API key and endpoint (for Anthropic, `https://api.anthropic.com/v1/messages`). Review **Security Guardrails**, then set **Enable Query Tool** to **Yes**. Section 11 lists every setting.

5. **Build the store snapshot** with `bin/magento aireports:knowledge:build`, or click **Rebuild** on **Reports › AI Knowledge**. It takes seconds to a few minutes.

6. **Give people access** (section 10) and **write your first business rules** (section 12).

Keep the key private

Keep `auth.json` out of version control. In a deployment pipeline, put the key in the `COMPOSER_AUTH` environment variable instead.

Coming from the free 2.x

Add the repository and key from step 1, then change the version constraint from `^2.0` to `^3.0`. The old *Base System Prompt* isn't used any more, so move anything store-specific into business rules.

Who can do what

Four permissions, under **System › Permissions › User Roles › Role Resources**. Most people need only the first.

Permission	What it allows
AI Reports	Asking questions on **Reports › AI SQL Reports**; running and saving reports and deleting your own; viewing **Reports › AI Knowledge** (status, snapshot browser, *Test a question*).
AI Reports Knowledge (rebuild, business rules)	Rebuilding the snapshot; adding and editing business rules; the **Learning** tab (approving suggested examples, resolving answers marked wrong); **Save as business rule** after a "Quick question"; deleting anyone's saved report; and a notice on the question page when the snapshot needs a rebuild.
AI Reports Query Log	**Reports › AI Reports Query Log**, including marking good examples; the usage and budget panel at the top of the question page; per-person usage; and the model, tokens and cost under **Details**.
AI Reports Config (under Stores › Configuration)	All the settings in section 11, and the licence notices.

Who gets access matters more than the AI

The read-only database user doesn't follow Magento's role scopes. Anyone with the **AI Reports** permission can read every table that isn't blocked, across all websites, including customer and order data. Only give it to roles that are allowed to see that data. To hide a table from everyone, add it to **Security Guardrails › Additional Blocked Tables**.

Always blocked, whatever the settings

Credentials and tokens: admin accounts, API keys, OAuth tokens, saved payment cards (vault) and the store configuration (`core_config_data`). **Raw payment data:** `quote_payment` , `sales_payment_transaction` , `paypal_payment_transaction` . Blocked tables are left out of the snapshot too, so the AI doesn't know they exist. Every query is one **SELECT** in a session forced to read-only; system tables, file access and multiple statements are refused.

What leaves your server

Sent	To
Store structure (attributes and options, store and category names, order statuses, table and column names), your business rules and the question as typed	Your AI provider
Answer mode only: up to 20 rows per query, personal data masked. Table + CSV sends no rows.	Your AI provider
Licence key, the store's main domain, module and Magento versions	Us, once a day

Settings

Stores › Configuration › Gaurav Extensions › AI Reports. Every setting applies to the whole installation: none can be changed per website or store view. The main fields and their defaults:

Group	Main fields (default)
Licence	Licence Key.
AI Connection Settings	AI Provider · API Key · API Endpoint URL (HTTPS) · Model Name, used when a preset has none · AI Request Timeout (60 s) · Structured JSON Output (Auto) · Prompt Cache Duration, Anthropic only (1 hour).
Answer Quality	Let People Choose Per Question (Yes) · Default Preset (Standard) · a model, reasoning effort and double-check for each preset: **Quick** `claude-sonnet-5-5`, low · **Standard** `claude-opus-5-5`, medium · **Thorough** `claude-opus-5-5`, high, double-check on. Claude model ids only work with the Anthropic provider.
Instance Knowledge	Rebuild On Schedule (Sundays 03:00) · Auto-Rebuild When Stale (Yes; a daily check at 03:30 rebuilds early after attribute, store or database changes) · data profile (Yes) · Max Options Per Attribute (100) · Max Categories (300) · Context Token Budget (40,000) · Tables Described In Full (8).
Modes	Default Mode (*Ask a question*, shown as **Answer**) · Max Queries Per Question (2, up to 6) · Result Rows Shown To The AI (20, up to 200) · Lookups Per Question (4) · Retry When Nothing Matched (Yes) · Reuse Approved Answers (Yes) · Mask Personal Data (Yes).
Usage & Budget	Monthly Budget in USD (0 = none) · Stop When Budget Is Used Up (No) · Questions Per Person Per Day (0 = no limit) · price fields for models the module doesn't know.
Security Guardrails	**Enable Query Tool** (No: the master switch) · Max Rows Per Query (1,000) · Query Timeout (5 s) · Additional Blocked Tables.

Our recommendations

Before you give access to a team

Set a **Monthly Budget** and turn **Stop When Budget Is Used Up** on. Add a daily limit per person if many people will ask questions.

To halve the cost

Set **Standard: Model** to `claude-sonnet-5-5`. In our test it answered all 9 questions correctly at about half the price (section 13).

Other providers

For OpenAI, Gemini or a self-hosted model, use that provider's exact model id and fill in the price fields so the cost figures are right.

Leave these on

Mask Personal Data, **Lookups**, **Retry When Nothing Matched** and **Reuse Approved Answers** make answers more accurate, cheaper, or both.

Teach it how your store works

Reports › AI Knowledge shows what the AI knows about your installation. Most of it is collected automatically. Business rules cover the rest: what only your team knows.

Collected automatically

- Websites, store views, customer groups, order statuses, payment and shipping codes, MSI stocks and sources
- Every product, category, customer and address attribute, with its options
- Every table and column and the module that owns it, including columns that extensions add to core tables
- The real values of code columns, so filters use values that exist. It never reads e-mail, name, address, phone or free-text columns.

Written by you: business rules

Write them the way you'd brief a new analyst, and name tables, attribute codes and ids where you know them. Rules take priority over the built-in Magento knowledge. For example:

"Product visibility depends on customer group. Listings and search only show products whose attribute `customer_groups` contains the shopper's group id. Guests are group 0."

The four tabs

Tab	Use it to
Business rules	Click **+ Add rule** and give it a title and the text. Switch a rule off with **Active** rather than deleting it.
Test a question	See exactly what the AI would be told for a question. This makes **no AI call**, so use it to check that a new rule is picked up.
Learning	**Suggested examples:** questions that were answered and found data, and that nobody re-asked in other words. Click **Approve as examples** or **Dismiss**. **Marked wrong:** 👎 answers with the person's note. Fix each one with a business rule, then click **Mark resolved**.
Browse snapshot	Look up any table, attribute or store view the way the AI sees it.

A 10-minute weekly routine

Open **Learning**. Turn each *Marked wrong* item into a business rule, approve the good suggestions, then try one of the fixed questions under **Test a question**. After a "Quick question", people with the Knowledge permission also see **Save as business rule**, so the AI doesn't need to ask again.

> Copy rules between environments with `bin/magento aireports:knowledge:rules export rules.json` and `bin/magento aireports:knowledge:rules import rules.json`. A rule with the same name is updated, and the others are kept.

Cost, limits and the query log

You pay your AI provider directly. AI Reports adds no charge per question. A question is a few AI calls: a few quick checks, one to write each query, and a double-check on Thorough. The store knowledge is cached by the provider for an hour, so later questions in that hour cost much less.

What we measured

Model, on a 700-module Adobe Commerce store	Correct	Average cost per question
Claude Opus 5.5, medium effort (the shipped Standard)	9 of 9	about $0.11
Claude Sonnet 5.5, medium effort	9 of 9	about $0.05
Claude Haiku 5.5, medium effort	8 of 9	under 1 cent

The first question after a quiet hour costs more, about $0.13 on Sonnet or $0.25 on Opus, because the store knowledge is written to the provider's cache again. Your figures depend on your store's size, so measure them with `aireports:eval:run` (section 14).

Limits

- **Monthly Budget**, with **Stop When Budget Is Used Up** on, refuses new questions until next month or until you raise it. The month follows the store's time zone.
- **Questions Per Person Per Day** caps each person.
- Saved reports and re-run approved answers don't count against either limit.

The usage panel

People with the Query Log permission see **Usage** at the top of the question page: today, this month and all time, the budget, and the top users this month.

The figures are estimated from token counts. Your provider's invoice is the real number, and your account balance is only shown in the provider's own console.

The query log

Reports › AI Reports Query Log records every step of every question: who asked it, from which IP address, the mode, the question, the SQL, the number of rows, the vote and note, tokens, cost, model and duration. The same steps go to `var/log/aireports.log`. Select good rows and choose **Mark as good example (teach the AI)**, and they're shown to the AI with similar questions later.

Licence, updates and commands

Licence

- One licence covers one production installation, however many websites it runs.
- The key is checked once a day and when you save the settings. Run `bin/magento aireports:licence:check` to check it now.
- **The tool never stops working** because of a failed check, an unreachable licence server or an expired licence. People with the Config permission see a notice.
- **Staging and test copies are free:** local addresses, IP addresses, `.local`, `.test`, `.magentosite.cloud`, and subdomains such as `staging.`, `stage.`, `dev.`, `uat.`, `qa.`, `test.`, `preprod.` or `demo.`.
- If you stop renewing, you keep every version you received. New versions and support stop.

Updating

```
composer update gauravharsh/module-ai-reports
bin/magento setup:upgrade
bin/magento setup:di:compile
bin/magento cache:flush
bin/magento aireports:knowledge:build
```

The last command applies new built-in knowledge straight away. Without it, the daily check rebuilds the snapshot overnight.

Help

E-mail **gaurav@gauravextensions.com**. Install steps and updates: **gauravextensions.com/docs.html**

New in 3.0.1

- **Better product answers on Adobe Commerce.** On Commerce, configurable, bundle and grouped links, related products, custom options, tier prices, price rules and CMS store assignments point at a staging `row_id`, not the product ID the admin shows. The AI now reads which columns these are from your own database, third-party tables included. Answers to "why isn't this product showing?" no longer claim that linked child products aren't linked.
- Visibility "Catalog" and "Search" are now told apart. Stock answers use the website's own stock and account for MSI reservations.
- **"Additional Instructions" was removed.** Move that text into business rules. The AI Knowledge page shows the old text, and how to delete it, until you do.

Command line

`aireports:knowledge:build`	Rebuild the snapshot. Add `--print` to see what the AI reads.
`aireports:knowledge:check --rebuild`	After a deployment: rebuild only if something changed.
`aireports:knowledge:show [table:sales_order]`	Status, or one section as the AI sees it.
`aireports:knowledge:rules export|import rules.json`	Copy business rules between environments.
`aireports:eval:run --file=questions.json`	Score the AI on questions with known answers. These are billed AI calls, so it shows the estimated cost and asks first.

CHEAT SHEET · PRINT ME

AI Reports on one page

Reports › AI SQL Reports

A good question = What + Where + When + How

Top 10 best-selling SKUs | on the Canada website | in the last 30 days | with quantity and revenue

Pick the result

- **Answer**: counts, totals, comparisons, "why"
- **Table + CSV**: lists to download, can be saved as a report

Pick the effort

- **Quick $**: simple counts and lookups
- **Standard $$**: most questions (default)
- **Thorough $$$**: tricky "why" questions, double-checked

Golden rules

- Name the website or store view, and give a period
- Use exact SKUs and order numbers
- One question at a time, with full context every time
- No personal data or passwords in the question
- **Always read the Assumed line**

After the answer

- 👍 if right: it becomes an example for similar questions
- 👎 + a note if wrong: it helps improve the tool
- **Details** ▸ shows the exact queries
- **Save as report** for anything you run often (no AI cost)

Six questions to start with

- How many orders did the **Canada** website receive **last month**, by status?
- Top 10 best-selling SKUs of the last **30 days** with quantity and revenue
- How many customers registered **this year**, per customer group?
- Which products are enabled by default but disabled in the **French** store view?
- Products with fewer than **5** units in stock, with SKU, name and quantity
- Why is SKU **12345** not showing in the **French** store view?

Read-only · personal data hidden from the AI · every question logged. Questions about access: your Magento administrator.